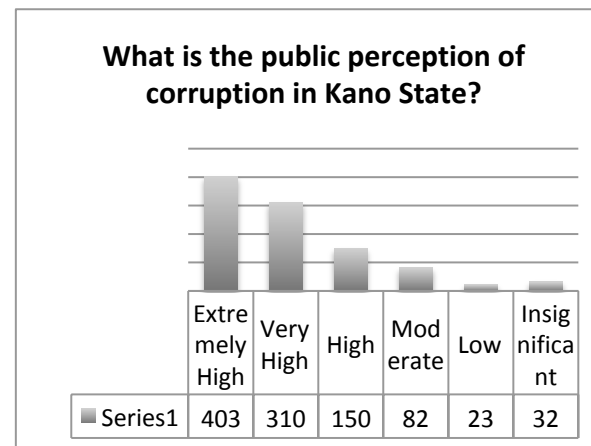


	Figures	Percentage
1. What is the public perception of corruption in Kano State?		
Extremely High	403	40%
Very High	310	31%
High	150	15%
Moderate	82	8%
Low	23	2%
Insignificant	32	3%
TOTAL	1000	

2. Are you willing to report instances of corruption?		
Yes	868	87%
No	132	13%
	1000	

3. Are you satisfied with Government's response to reported cases of corruption?		
YES	203	20%
NO	797	80%
	1000	

4. How many transparency and accountability measures are implemented by the Government?		
none	430	22%
1 one	222	19%
2 Two	119	25%
3 Three	21	29%
4 Four	2	3%
5 Five	3	2%
	797	



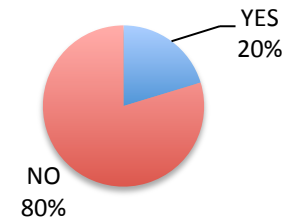
5. Are you aware of citizens scorecard/social compact?

Yes	568	45%
No	432	55%
	1000	

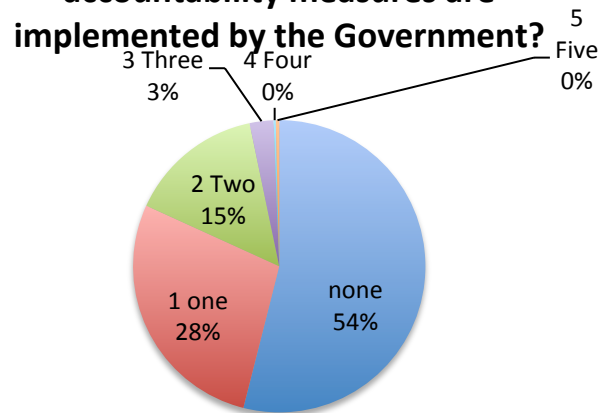
6. Do You think that the fight against corruption in Kano State can be won?

Yes	727	78%
No	273	22%
	1000	

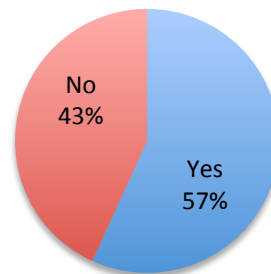
3. Are you satisfied with Government's response to reported cases of corruption?



4. How many transparency and accountability measures are implemented by the Government?



5. Are you aware of citizens scorecard/social compact?



6. Do You think that the fight against corruption in Kano State can be won

